

Report of Test

LLI-14188-3D

Optolum "FineLine" Extruded Aluminum Luminaire. Cat No. FL-RD-H--358UOD-A071982.


Grey, round section aluminum housing, grey plastic end-caps (extent: 72.25" x 0.7" dia).

Curved profile opal lens forms luminous opening of 72" x 0.5" x 0.1" high.

53 x ~1.3" long white PCBs marked "Optolum FineLine Rev B1", each has six SMT LEDs at ~0.2" centers.

One remote "High Perfection Tech LP1090-24-GG-290 100-240Vac 47-63Hz" driver.

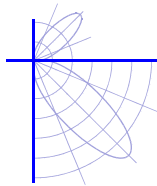
Tested horizontally in free air at 120 V, 60 Hz with beam directed to nadir.



Performance Summary

Total Light Output	1475 lm	Min Power Factor	0.75 @ 277 V
Luminaire Power	28.6 W	Max THD(i)*	20.3 % @ 277 V
Luminous Efficacy	51.6 lm/W	SC along*, across*	1.26 , 1.26
CCT	3250 K	SC Diagonal*	1.38
CIE(x,y)	(0.420, 0.396)		
CRI	84		
0-60° Zonal Flux %	74.9 %		

PREPARED FOR : Optolum Inc, Tempe AZ 85281



Test Report No. LLI-14188-3D

Optolum "FineLine" Extruded Aluminum Luminaire. Cat No. FL-RD-H--358UOD-A071982.


Grey, round section aluminum housing, grey plastic end-caps (extent: 72.25" x 0.7" dia).

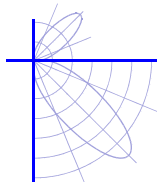
Curved profile opal lens forms luminous opening of 72" x 0.5" x 0.1" high.

53 x ~1.3" long white PCBs marked "Optolum FineLine Rev B1", each has six SMT LEDs at ~0.2" centers.

One remote "High Perfection Tech LP1090-24-GG-290 100-240Vac 47-63Hz" driver.

Tested horizontally in free air at 120 V, 60 Hz with beam directed to nadir.





Test Report No. LLI-14188-3D

Optolum "FineLine" Extruded Aluminum Luminaire. Cat No. FL-RD-H--358UOD-A071982.

Grey, round section aluminum housing, grey plastic end-caps (extent: 72.25" x 0.7" dia).

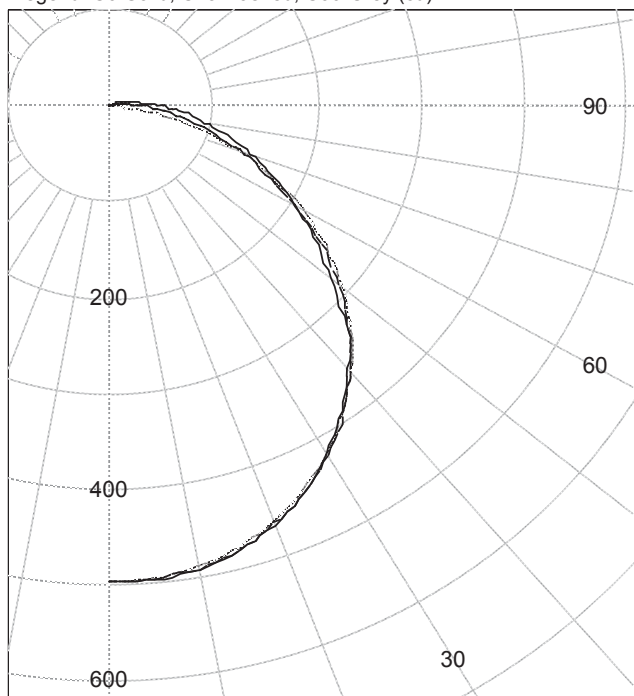
Curved profile opal lens forms luminous opening of 72" x 0.5" x 0.1" high.

53 x ~1.3" long white PCBs marked "Optolum FineLine Rev B1", each has six SMT LEDs at ~0.2" centers.

One remote "High Perfection Tech LP1090-24-GG-290 100-240Vac 47-63Hz" driver.

Tested horizontally in free air at 120 V, 60 Hz with beam directed to nadir.

Legend: C0-Solid, C45-Dashed, C90-Grey (cd)



INTENSITY SUMMARY (cd)

Gamma	C-Plane					Flux (lm)
	C0	C22.5	C45	C67.5	C90	
0.0	497	497	497	497	497	
5.0	497	496	495	495	495	47
10.0	491	491	490	489	488	
15.0	480	480	480	479	477	135
20.0	465	465	465	464	461	
25.0	444	445	445	444	442	205
30.0	418	419	421	421	418	
35.0	389	389	393	394	392	245
40.0	358	358	360	363	361	
45.0	325	326	325	329	328	251
50.0	278	282	290	292	292	
55.0	240	241	248	252	254	221
60.0	206	205	204	210	213	
65.0	174	172	166	170	171	168
70.0	144	141	132	128	129	
75.0	117	113	100	86	85	107
80.0	93	88	73	54	45	
85.0	71	66	50	29	14	52
90.0	53	48	33	13	0	

ZONAL FLUX AND PERCENTAGES

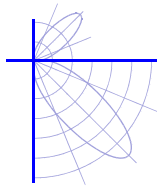
Zone	Flux (lm)	% Lamp	% Luminaire
0-30	387	N / A	26.2
0-40	632	N / A	42.8
0-60	1104	N / A	74.9
0-90	1432	N / A	97.1
40-90	800	N / A	54.2
60-90	327	N / A	22.2
90-180	43	N / A	2.9
0-180	1475	N / A	100.0

Total Light Output = 1,475 lm

Signed:

P. Lawrance
Authorized Signatory

Date of test 24-Jul-2014
Date of report 20-Aug-2014



Test Report No. LLI-14188-3D

Optolum "FineLine" Extruded Aluminum Luminaire. Cat No. FL-RD-H--358UOD-A071982.

Grey, round section aluminum housing, grey plastic end-caps (extent: 72.25" x 0.7" dia).

Curved profile opal lens forms luminous opening of 72" x 0.5" x 0.1" high.

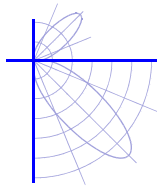
53 x ~1.3" long white PCBs marked "Optolum FineLine Rev B1", each has six SMT LEDs at ~0.2" centers.

One remote "High Perfection Tech LP1090-24-GG-290 100-240Vac 47-63Hz" driver.

Tested horizontally in free air at 120 V, 60 Hz with beam directed to nadir.

Intensity data (cd)

Gamma	C-Plane				
	C0	C22.5	C45	C67.5	C90
0.0	497	497	497	497	497
2.5	497	497	497	497	496
5.0	497	496	495	495	495
7.5	495	494	493	492	492
10.0	491	491	490	489	488
12.5	486	486	486	484	483
15.0	480	480	480	479	477
17.5	473	473	473	472	469
20.0	465	465	465	464	461
22.5	456	456	455	455	452
25.0	444	445	445	444	442
27.5	432	433	434	433	430
30.0	418	419	421	421	418
32.5	404	404	407	408	405
35.0	389	389	393	394	392
37.5	373	374	376	379	377
40.0	358	358	360	363	361
42.5	342	342	342	346	345
45.0	325	326	325	329	328
47.5	300	305	308	311	311
50.0	278	282	290	292	292
52.5	259	261	269	273	273
55.0	240	241	248	252	254
57.5	223	222	226	231	234
60.0	206	205	204	210	213
62.5	190	188	184	190	192
65.0	174	172	166	170	171
67.5	159	156	148	149	149
70.0	144	141	132	128	129
72.5	130	126	115	105	107
75.0	117	113	100	86	85
77.5	105	100	86	69	65
80.0	93	88	73	54	45
82.5	82	76	61	40	28
85.0	71	66	50	29	14
87.5	61	56	41	20	4
90.0	53	48	33	13	0



Test Report No. LLI-14188-3D

Optolum "FineLine" Extruded Aluminum Luminaire. Cat No. FL-RD-H--358UOD-A071982.

Grey, round section aluminum housing, grey plastic end-caps (extent: 72.25" x 0.7" dia).

Curved profile opal lens forms luminous opening of 72" x 0.5" x 0.1" high.

53 x ~1.3" long white PCBs marked "Optolum FineLine Rev B1", each has six SMT LEDs at ~0.2" centers.

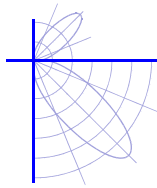
One remote "High Perfection Tech LP1090-24-GG-290 100-240Vac 47-63Hz" driver.

Tested horizontally in free air at 120 V, 60 Hz with beam directed to nadir.

Intensity data (cd)

Gamma	C-Plane				
	C0	C22.5	C45	C67.5	C90
90.0	53	48	33	13	0
92.5	45	40	26	8	0
95.0	37	33	20	6	0
97.5	31	27	16	4	0
100.0	26	23	13	3	0
102.5	22	19	10	3	0
105.0	19	16	8	3	0
107.5	16	13	7	3	0
110.0	14	11	7	2	0
112.5	12	10	7	2	0
115.0	11	9	6	1	0
117.5	10	9	6	1	0
120.0	10	9	5	1	0
122.5	9	8	4	1	0
125.0	8	7	4	1	0
127.5	8	7	3	0	0
130.0	7	6	2	0	0
132.5	6	5	2	0	0
135.0	5	4	2	0	0
137.5	5	3	1	0	0
140.0	3	2	1	0	0
142.5	2	2	1	0	0
145.0	2	2	1	0	0
147.5	2	1	0	0	0
150.0	1	1	0	0	0
152.5	1	1	0	0	0
155.0	0	0	0	0	0
157.5	0	0	0	0	0
160.0	0	0	0	0	0
162.5	0	0	0	0	0
165.0	0	0	0	0	0
167.5	0	0	0	0	0
170.0	0	0	0	0	0
172.5	0	0	0	0	0
175.0	0	0	0	0	0
177.5	0	0	0	0	0
180.0	0	0	0	0	0





Test Report No. LLI-14188-3D

Optolum "FineLine" Extruded Aluminum Luminaire. Cat No. FL-RD-H--358UOD-A071982.

Grey, round section aluminum housing, grey plastic end-caps (extent: 72.25" x 0.7" dia).

Curved profile opal lens forms luminous opening of 72" x 0.5" x 0.1" high.

53 x ~1.3" long white PCBs marked "Optolum FineLine Rev B1", each has six SMT LEDs at ~0.2" centers.

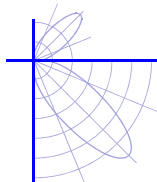
One remote "High Perfection Tech LP1090-24-GG-290 100-240Vac 47-63Hz" driver.

Tested horizontally in free air at 120 V, 60 Hz with beam directed to nadir.

Coefficients Of Utilization * - Zonal Cavity Method
Effective Floor Cavity Reflectance 0.20

RC	80				70				50			30			10			0
	70	50	30	10	70	50	30	10	50	30	10	50	30	10	50	30	10	0
0	118	118	118	118	115	115	115	115	109	109	109	104	104	104	99	99	99	97
1	107	102	98	94	104	100	96	92	95	92	88	90	88	85	86	84	82	80
2	97	89	82	76	95	87	80	75	83	77	73	79	75	71	76	72	69	66
3	89	78	70	63	86	76	69	62	73	66	61	70	64	59	67	62	58	56
4	81	69	60	53	79	68	59	53	65	58	52	62	56	51	60	54	50	48
5	75	62	53	46	72	60	52	46	58	51	45	56	49	44	54	48	43	41
6	69	56	47	40	67	55	46	40	52	45	39	50	44	39	49	43	38	36
7	64	50	42	35	62	49	41	35	48	40	35	46	39	34	44	38	34	32
8	60	46	37	32	58	45	37	31	44	36	31	42	36	31	41	35	30	28
9	56	42	34	28	54	42	34	28	40	33	28	39	32	28	38	32	27	26
10	52	39	31	26	51	38	31	26	37	30	25	36	30	25	35	29	25	23





Test Report No. LLI-14188-3D

Optolum "FineLine" Extruded Aluminum Luminaire. Cat No. FL-RD-H--358UOD-A071982.

Grey, round section aluminum housing, grey plastic end-caps (extent: 72.25" x 0.7" dia).

Curved profile opal lens forms luminous opening of 72" x 0.5" x 0.1" high.

53 x ~1.3" long white PCBs marked "Optolum FineLine Rev B1", each has six SMT LEDs at ~0.2" centers.

One remote "High Perfection Tech LP1090-24-GG-290 100-240Vac 47-63Hz" driver.

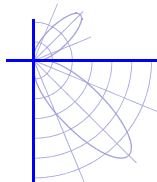
Tested horizontally in free air at 120 V, 60 Hz with beam directed to nadir.

LM-79 Performance Data

Spectral	CIE 1931 (x, y) ⁽¹⁾	(0.420, 0.396)
	CIE 1976 (u', v') ⁽¹⁾	(0.243, 0.516)
	Correlated Color Temperature (CCT) ⁽¹⁾	3250 K
	Color Spatial Uniformity ⁽²⁾	0.0046
	Color Rendering Index (Ra) ⁽¹⁾	84
	Special CRI 9 (R _g) ^{(1),(3)}	22
	Distance from Planckian Locus (Duv) ^{(1),(3)}	-0.0005
	Scotopic/Photopic Ratio ^{(1),(3)}	1.42
Electrical	Voltage	120 V (Setpoint 1)
	Frequency	60 Hz
	Current	0.249 A
	Power	28.6 W
	Power Factor	0.96
	Current THD	9.6 %
	Voltage	240 V (Setpoint 2)
	Frequency	60 Hz
	Current	0.179 A
	Power	32.3 W
Power Factor	0.75	
Current THD	20.3 %	

Performance data in accordance with IESNA LM-79-08. Spectral calculations are for a CIE 2° observer
Photometric and spectral values were measured at Setpoint 1

- (1) Value is computed from the weighted average of the spatial measurements
- (2) Value is the maximum deviation of the spatial u' and v' measurements from the weighted average
- (3) Quantity is in addition to the scope of IESNA LM-79-08



Test Report No. LLI-14188-3D

Optolum "FineLine" Extruded Aluminum Luminaire. Cat No. FL-RD-H--358UOD-A071982.

Grey, round section aluminum housing, grey plastic end-caps (extent: 72.25" x 0.7" dia).

Curved profile opal lens forms luminous opening of 72" x 0.5" x 0.1" high.

53 x ~1.3" long white PCBs marked "Optolum FineLine Rev B1", each has six SMT LEDs at ~0.2" centers.

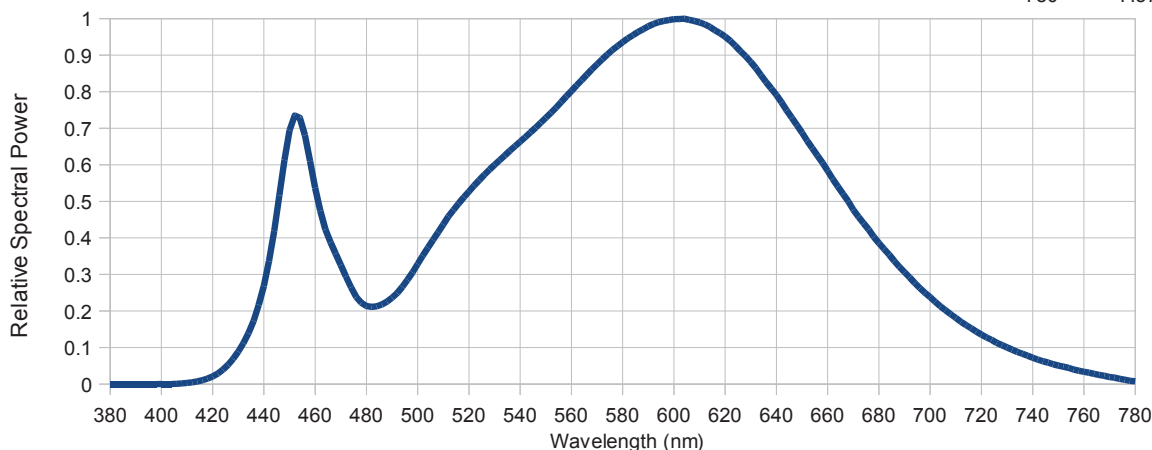
One remote "High Perfection Tech LP1090-24-GG-290 100-240Vac 47-63Hz" driver.

Tested horizontally in free air at 120 V, 60 Hz with beam directed to nadir.

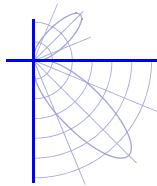
LM-79 Performance Data

Summary Relative Spectral Irradiance Distribution (wavelength – nm, irradiance – relative to peak = 1)

380	0.00E+00	480	2.14E-01	580	9.36E-01	680	3.86E-01
385	0.00E+00	485	2.15E-01	585	9.59E-01	685	3.45E-01
390	0.00E+00	490	2.36E-01	590	9.79E-01	690	3.06E-01
395	0.00E+00	495	2.75E-01	595	9.92E-01	695	2.69E-01
400	0.00E+00	500	3.29E-01	600	9.99E-01	700	2.38E-01
405	3.78E-04	505	3.84E-01	605	9.98E-01	705	2.07E-01
410	2.87E-03	510	4.37E-01	610	9.90E-01	710	1.81E-01
415	8.84E-03	515	4.85E-01	615	9.73E-01	715	1.57E-01
420	2.09E-02	520	5.27E-01	620	9.51E-01	720	1.35E-01
425	4.60E-02	525	5.65E-01	625	9.19E-01	725	1.17E-01
430	8.88E-02	530	6.00E-01	630	8.81E-01	730	1.00E-01
435	1.56E-01	535	6.32E-01	635	8.36E-01	735	8.52E-02
440	2.69E-01	540	6.63E-01	640	7.91E-01	740	7.20E-02
445	4.68E-01	545	6.95E-01	645	7.39E-01	745	6.05E-02
450	6.95E-01	550	7.29E-01	650	6.88E-01	750	5.04E-02
455	7.05E-01	555	7.64E-01	655	6.35E-01	755	4.20E-02
460	5.37E-01	560	8.02E-01	660	5.84E-01	760	3.33E-02
465	4.06E-01	565	8.39E-01	665	5.30E-01	765	2.62E-02
470	3.26E-01	570	8.75E-01	670	4.77E-01	770	1.92E-02
475	2.52E-01	575	9.08E-01	675	4.31E-01	775	1.31E-02
						780	7.37E-03



* The spectral power distribution combines the weighted spectral power distributions of all spatial measurements.



Test Report No. LLI-14188-3D

Optolum "FineLine" Extruded Aluminum Luminaire. Cat No. FL-RD-H--358UOD-A071982.

Grey, round section aluminum housing, grey plastic end-caps (extent: 72.25" x 0.7" dia).

Curved profile opal lens forms luminous opening of 72" x 0.5" x 0.1" high.

53 x ~1.3" long white PCBs marked "Optolum FineLine Rev B1", each has six SMT LEDs at ~0.2" centers.

One remote "High Perfection Tech LP1090-24-GG-290 100-240Vac 47-63Hz" driver.

Tested horizontally in free air at 120 V, 60 Hz with beam directed to nadir.

LM-79 Performance Data

Spatial measurements (lower hemisphere)

Vertical angle (deg)	CIE 1976 (u',v') coordinates	
	Horizontal 0 plane	Horizontal 90 plane
0	(0.244, 0.516)	(0.244, 0.516)
10	(0.244, 0.516)	(0.244, 0.516)
20	(0.244, 0.516)	(0.244, 0.516)
30	(0.244, 0.516)	(0.244, 0.516)
40	(0.244, 0.516)	(0.244, 0.516)
50	(0.241, 0.515)	(0.244, 0.516)
60	(0.239, 0.514)	(0.244, 0.517)
70	(0.239, 0.514)	(0.244, 0.516)
80	(0.240, 0.515)	I <= 10 %
90	(0.241, 0.516)	I <= 10 %

Spatial measurements (upper hemisphere)

Vertical angle (deg)	CIE 1976 (u',v') coordinates	
	Horizontal 0 plane	Horizontal 90 plane
90	(0.241, 0.516)	I <= 10 %
-	-	-
-	-	-
-	-	-
-	-	-
-	-	-
-	-	-
-	-	-
-	-	-
-	-	-
-	-	-

Test procedure

All measurements were performed in an environmentally controlled laboratory employing suitable baffling to minimize stray light. The sample was mounted in its normal operating orientation on a rotating mirror goniophotometer and operated from a stabilized supply. The photometric output was monitored and measurements were performed once stability was achieved.

The goniophotometer was used to measure the spatial distribution of both luminous intensity and, in conjunction with a spectroradiometer, spectral irradiance. The distribution locus comprises points in two or more planes (as indicated in the table above) at no more than 10° vertical intervals. The CIE (x,y) coordinates and other derived metrics (CIE (u', v'), CCT and CRI) are calculated from the weighted sum (weighted for intensity and represented solid angle) of the measured spectral irradiances.

Sample Orientation	Beam to nadir	Stabilization Time	1.0 hour
		Total Operation Time	3.75 hour

Equipment and uncertainties

LightLab International R80A C-gamma rotating mirror goniophotometer with a test distance of 8 m.

Luminous Intensity	± 4 %	Temperature	± 1 °C
Luminous Flux	± 4 %	Luminous Efficacy	± 4.5 %
Horizontal, Vertical Angles	± 0.25°		

PhotoResearch PR-670 spectroradiometer (380 - 780 nm., 2 nm. per pixel) measuring at a distance from the sample deemed greater than five times the maximum observed luminous opening dimension.

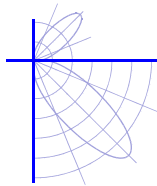
CIE (x, y) coordinates	± 0.003	CCT	± 100 K
CIE (u', v') coordinates	± 0.002	CRI (Ra)	± 3
Δ (u', v') Color difference	± 0.001	Scotopic / Photopic Ratio *	± 0.02
Relative Spectral Irradiance *	± 2 %	R9 *	± 3

Yokogawa WT210 power meter connected in circuit to the sample electrical supply

Voltage	± 0.5 %	Frequency *	± 0.1 Hz
Current	± 0.5 %	Power	± 0.5 %
Current THD *	± 3 %	Power Factor	± 0.02

This report contains data that are not covered by the NVLAP accreditation. Quantities marked with * are not covered. IESNA LM-79-08 Calculator v4.7 (13th Sep 2013)





Test Report No. LLI-14188-3D

Optolum "FineLine" Extruded Aluminum Luminaire. Cat No. FL-RD-H--358UOD-A071982.

Grey, round section aluminum housing, grey plastic end-caps (extent: 72.25" x 0.7" dia).

Curved profile opal lens forms luminous opening of 72" x 0.5" x 0.1" high.

53 x ~1.3" long white PCBs marked "Optolum FineLine Rev B1", each has six SMT LEDs at ~0.2" centers.

One remote "High Perfection Tech LP1090-24-GG-290 100-240Vac 47-63Hz" driver.

Tested horizontally in free air at 120 V, 60 Hz with beam directed to nadir.

Test Distance: 8.0 metres
Test Temperature: 24.7 degrees Celsius

Significance: This laboratory has no control over the selection of samples to be tested. All testing is performed on the understanding that the significance of the report is limited to the extent that the test sample is representative of production units.

Test Procedure: Tested in accordance with the applicable sections of IESNA publication LM-79-08.

Notes: The luminous intensity values, and other derived quantities contained in this report are based on the absolute data, as tested.

Prorating the performance of the sample for the use of other component combinations (such as lamp / LED / Ballast / driver), or for use in different environmental conditions than that tested, may produce erroneous results.

This report is free of erasures and corrections.

Photometric intensity values are reported using the CIE Gamma coordinate system as defined in CIE publication number 121.

This report may contain data that are not covered by the NVLAP accreditation. Quantities marked with * are not covered.

Corrections have been applied to the photometric data to account for the sample luminous opening length exceeding 20% of the test distance.