

TYPE PROJECT FIRM DATE


### OPTOLINE

Grazer



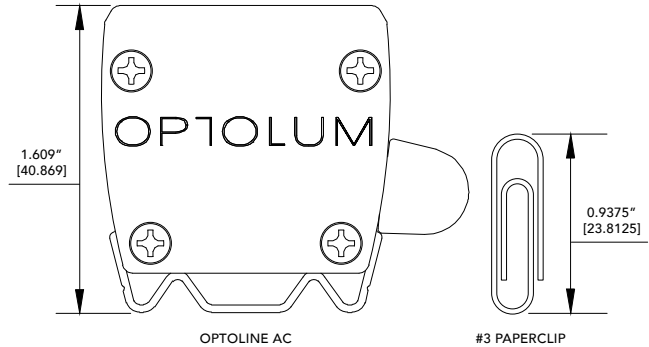
OptoLine is a low voltage linear grazer that provides high output in a small profile. OptoLine is available in High or Low output options with a wide range of beam spreads. Also available with a louver and rotational mounting for a greater degree of control.

- + Standard CRI 90+ Nominal



	OPTOLINE HO	OPTOLINE EXTERIOR
<b>Lumen Output*</b>	1020 lm/ft (3346 lm/m)	949 lm/ft (3112 lm/m)
<b>Power Consumption**</b>	14.5 W/ft (47.5 W/m)	14.5 W/ft (47.5 W/m)
<b>Efficacy</b>	70 lm/W	65 lm/W
<b>Input Voltage</b>	24 VDC	
<b>Dimensions (H x W)</b>	1.387" x 1.498"	
<b>Full Width Half Max</b>	60°(H) x 80°(V)	
<b>Uniformity</b>	3-Step MacAdam Ellipse	
<b>Operating Temp</b>	50°C (122°F) Max	
<b>Materials</b>	Corrosion Resistant; Anodized Aluminum	
<b>Dimming</b>	Forward and Reverse Phase Dimming	

\* Data has been interpolated from the LM 79 testing of similar OPTOLUM products at 3000K and 90+ CRI, actual values may differ  
 \*\* Wattage is inclusive of power supply  
 50,000 hours of maintenance of 70% Lumen output at 25°C



ACTUAL SIZE COMPARISON

### OPTOLINE ORDERING CODE Example: OL---H12309D---A048000

PRODUCT	MOUNTING	OPTIC	COLOR TEMP	FINISH	LENGTH	
<b>OL</b> Optoline	-- -----H	<b>12</b> 12° <b>16</b> 16° <b>24</b> 24° <b>48</b> 48° <b>EL</b> 14° x 40°	<b>27</b> 2700K <b>30</b> 3000K <b>35</b> 3500K <b>40</b> 4000K <b>45</b> 4500K* <b>50</b> 5000K*	<b>U</b> Optoline* <b>D</b> Optoline Exterior*  *select for appropriate model	<b>A</b> Natural <b>C</b> Black* <b>D</b> Bronze*  *special order available for additional cost	Please specify nominal length in 4" increments up to 72"

### OPTOLINE ACCESSORIES

	SUPPLY	DIMMING	# OF LEADS	IP RATING	JUMPERS
<b>PS</b>	<b>060X277</b> <b>100X277</b> <b>100-277</b>	<b>0-10V</b> ---	<b>1</b> <b>2</b> <b>3</b>	<b>65</b> <b>67</b> ---	<b>1'-0" (30.5 cm)</b> <b>2'-0" (61.0 cm)</b> <b>5'-0" (152.4 cm)</b> <b>11'-0" (335.3 cm)</b> <b>NO JUMPERS</b>  *Jumpers are included with 0-10V

---

TYPE PROJECT FIRM DATE

**OPTOLINE POWER SUPPLIES** *Complete information can be found on Power Supply Spec Pages*

UL CLASS 2	IP65 RATED POWER	INPUT 110-277 VAC RUN LENGTH PER SUPPLY*	
		HO	LO
<b>PS060X277</b>	60 W	7.5 ft (2.29 m)	16.2 ft (4.9 m)
<b>PS100X277</b>	100 W	12.5 ft (3.81 m)	27.0 ft (8.2 m)
<b>PS100-277</b> (INTEGRAL J-BOX)	100 W	12.5 ft (3.81 m)	27.0 ft (8.2 m)

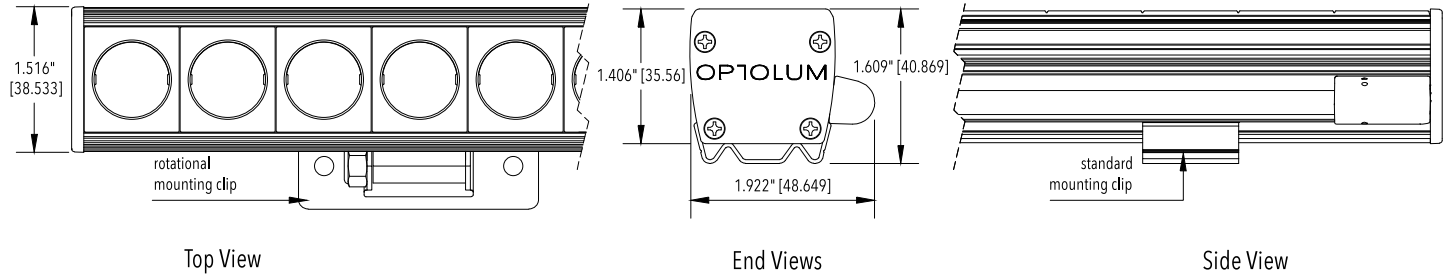
*\*Quantity of Power Supplies may change based upon layout.*

*\*80% Min Load Required*

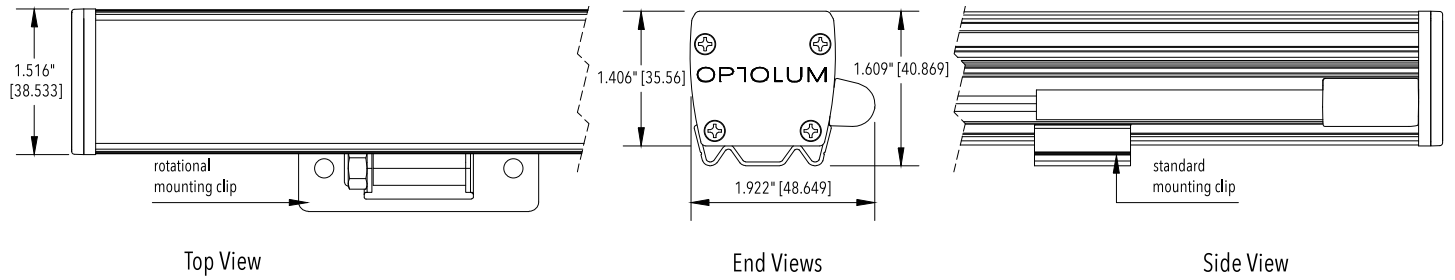
LUTRON	DRY/DAMP RATING	RUN LENGTH
<b>PS L3D0-96W24V</b> – High Lume Premier; Compatible with EcoSystem 3 Wire Controls	96 W	12.0 ft (3.66 m)
<b>PS L3DA4U1UKL</b> – High Lume EcoSystem/ 3 wire L3D J/Box	40 W	5.0 ft (1.52 m)
<b>PS LTEA4U1UKL</b> – High Lume EcoSystem/ 2 wire J/Box	40 W	5.0 ft (1.52 m)
<b>PS L3DA4U1UKx</b> – High Lume EcoSystem/ 3 wire L3D	40 W	5.0 ft (1.52 m)
<b>PS LTEA4U1UKx</b> – High Lume EcoSystem/ 2 wire	40 W	5.0 ft (1.52 m)

TYPE \_\_\_\_\_ PROJECT \_\_\_\_\_ FIRM \_\_\_\_\_ DATE \_\_\_\_\_

## OPTOLINE PRODUCT DIMENSIONS



## OPTOLINE EXTERIOR PRODUCT DIMENSIONS



## OPTOLINE MOUNTING DIMENSIONS

